


“Thurstan College, being unshaken amidst the COVID 19 challenges”

Series of Supportive Activities



Grade 6 - English

THURSTAN COLLEGE
COLOMBO 07

Thurstan College, being unshaken amidst the COVID 19 challenges
Series of Supportive Activities

Concept, Guidance & Supervision - Principal Mr. Pramuditha Wickramasinghe
Implementation - Deputy Principal (Education Development)
Mrs. N.G.H. Samanthini
-Assistant Principal (Grade6-13)
Mr. M.C.Jayasekara
-Grade Head (Grade 6) Mrs. Anoma Gamage

Preparation of Activity Books

- | | | |
|----------------------|---|-----------------------------|
| ▪ Grade 6 (English) | - | Mrs. Anoma Gamage |
| ▪ Grade 7 (English) | - | Mrs. Chandani Nanayakkara |
| ▪ Grade 8 (English) | - | Mrs. D.K. De Zoysa |
| ▪ Grade 9 (English) | - | Mrs. Upeksha Peiris |
| ▪ Grade 10(English) | - | Mrs. N.S. Rathnayake |
| | | Mrs. Maheshi Mendis |
| ▪ Grade 11 (English) | - | Mrs. Gayathree Dharmarathne |
| | | Mrs. Sunethra Siriwardane |

**THURSTAN COLLEGE
COLOMBO 7**



**ENGLISH LANGUAGE GRADE
6**

**ACTIVITY BOOK
1st Term**

Prepared by

- 1. Anoma Gamage (Teacher in English)**
- 2. Samadhi Perera (Trainee , College of Education)**
- 3. Bishani Muthumini (Trainee , College of Education)**
- 4. Warsha Rashmini (Trainee , College of Education)**

UNIT - 01

Competency Level: 1.1 – Pronounces English words properly.

Activity 01

Underline the word with a different sound. The first one is done for you.

1. land , sand , band , **rang**
2. jack , lack , tax , pack
3. rash , lap , clash , bash
4. wax , fax , land , max
5. wrap , sack , cap , map
6. at , rat , bat , back
7. van , fan , sad , man
8. gang , sang , lad , bang
9. bet , jet , ban , wet
10. wax , tax , max , pack

Competency Level: 5.2 – Extracts specific information from various types of simple texts.

Activity 02

Role Play

A new student comes to your class, please talk with him,

Rasindu - Good morning! My name is Rasindu. What's your name?

Mahesh - Hi Rasindu. My name is Mahesh. Nice to meet you.

Rasindu - Nice to meet you too. Mahesh, where are you from?

Mahesh - I am from Galle, a small city in Southern Province.

Rasindu - WOW! So, what is your favourite subject?

Mahesh - My favourite subject is Science. I don't like Mathematics very much.

Rasindu - Are there any school clubs that you want to join?

Mahesh - Yes. I really want to join the Science Club.

Rasindu - After class, let's go and talk to the Science teacher about joining.

Mahesh - Sounds good. Thanks for your help!

Read the role play and answer. The first one is done for you.

1. Where is Mahesh from? **Mahesh is from Galle.**

2. What is Mahesh's favourite subject?

.....

3. What club does Mahesh want to join?

.....

4. What did they plan to do after class?

.....

5. "Rasindu is a good boy" yes or no? Why?

.....

Competency Level: 6.1 – Constructs simple sentences.

Activity 03

Fill in the blanks using am, is or are.

1. Anil is swimming in the pool.

2. The school bell ringing.

3. I a good boy.

4. Ships sailing in the sea.

5. I not a rabbit.

6. Birds flying in the sky.


7. We happy.

8. Raja and Saman friends.

9. These children playing in the garden

10. The tiger feeling hungry.

11. I not an idiot. 12. This
a lotus flower.



.....

Competency Level: 6.1 –Constructs simple sentences.

Activity 04

Underline the correct answer. The first one has been done for you.


1. Is it a car?

- I. Yes, it is a car.
- II. No, it is not a car.



2. Is it an apple?

- I. Yes , it is an apple.
- II. No , it is not an apple.




3. Is it number fifty?

- I. Yes , it is number fifty.
- II. No, it is not number fifty.



4. Are they strawberries?

- I. Yes , they are strawberries.
- II. No , they are not strawberries.



5. Are they dancers?

- I. Yes , they are dancers.
- II. No , they are not dancers.



Competency Level:5.3 – Transforms information into other forms.

Activity 05

Here are some short essays on “Myself”

<p>My name is Dushan Kavinda. I live in Athurugiriya. I am 10 years old. My school is Mahamathya Vidyalaya. I am in grade 6. My hobby is playing video games. I have two brothers and one sister. My mother’s name is Lalitha and my father’s name is Piyal. I like blue colour the most. I have a pet cat. My favourite subject is English. I want to be a teacher one day.</p>	<p>My name is Upeksha Sandaruwani and I am 10 years old. I am from Galle. I am a grade 6 student of Southlands College, Galle. My father is Mahesh and my mother is Namali, They are teachers. I have two brothers. I have a pet dog. My favourite food is milk rice. I like to play netball. My hobby is collecting stamps. Pink is my favourite colour. My favourite subject is Mathematics and my ambition is to be an engineer.</p>
--	---

Now fill the grid using the above description, Write about yourself in first column.

Name	Dushan	Upeksha
Age			
School			
Class			
Hobby			
Village / Town			
Pet			
Favourite Colour			
Favourite Food			
Favourite Subject			
Ambition			

Competency Level: 6.1 –Constructs simple sentences.(Negative Form)

Activity 06

Make questions. The first one is done for you.

1. They are in the playground.

Are they in the playground?

2. She is a dancer.

.....

3. He is an athlete.

.....

4. They are new vegetables.

.....

5. It is a blackboard.

.....

6. We are in the correct place.

.....

Competency Level:

Competency Level: 8.2 Uses simple expressions in greeting, thanking, affirming and denying.

Activity 07

Match the expressions with the possible situation. One has been done for you.

A
Thank you!

B
You ask for an extra pencil

It's alright!

You say thank you for a friend

You 're
You visit a friend who is sick

welcome!

It's my pleasure!
Science book, when you tell her this
she replies.....

You forget to bring your friend's

It's so nice of you!

Your friend buys a gift for you

Here you are.
do gardening.

Mother thanks you for helping her to

Competency Level: –

UNIT – 02

Competency Level: 1.1 – Pronounces English words properly.

Activity 01

Read the example and fill in the table with the words given.

bit reef read hill sin dill feet seep rid mitt deal lick
riff pick fit deep this seek bin peak weak leak rim
sheep peel seen sit these sim pill heel dip bean meat
sip sick beat ream seat seem wick ship

Eg: pick	peak

Competency Level: –

5.1 Uses visual clues to derive the meaning of the text.

Activity 02

Read and match. One has been done for you.

1. The boy is watering the plants.



2. The teacher is teaching in the classroom.



3. Children are playing in the playground.



4. She is riding a bicycle.




5. They are singing a song.



6. The monkey is swinging by its tail.



7. The stars are twinkling in the sky.



5.2 – Extracts specific information from various types of texts.

Activity 03

The Balloon Man

By Rose Fyleman

He always comes on market days
And holds balloons – a lovely bunch –
And in the market square he stays,
And never seems to think of lunch.

They're red and purple, blue and green,
And when it is a sunny day
The carts and people get between
You see them shining far away.

And some are big and some are small, All
tied together with a string.
And if there is a wind at all
They tug and tug like anything.

1. What is the title of this poem? _____
2. Who is the poet? _____
3. When does the balloon man come? _____
4. Where does he stay? _____
5. What colours of balloons does he sell? _____
6. What sizes of balloons does he sell? _____
7. With what are the balloons tied together?

8. Underline the correct sentence.
 - a. The balloon man does not sell balloons on sunny days.
 - b. All his balloons are big.
 - c. He sometimes comes on market days.
 - d. The balloon man has a lovely bunch of balloons.

Competency Level: —

6.1 Constructs simple sentences.


Activity 04

Study these two pictures and construct simple sentences using the correct verb form. (**am / is / are + verb stem + -ing**) You can use the verbs given in the box. One has been done for you.

Picture 1



Picture 2



fly, go shine, run, hide, swim, water, walk, sit, carry, peep, count, wear

Picture 1

1. A girl is peeping through the window.

2.....

3.....

4.....

5.....

Picture 2

1. A hot air balloon is flying in the sky.

2.....

3.....

4.....

5.....

Competency Level: –

Competency Level: 8.12 – Uses question words to get information.

Activity 05

Fill in the blanks using the correct question words given in the box. The first one is done for you.

Who, How, Where, What, Why, When, Whose

1. What _____ is your name?
2. _____ is your birthday?
3. _____ book is this?
4. _____ are you crying?
5. _____ is your best friend?
6. _____ do you live? 7. _____ old are you?

Competency Level: 8.13 – Uses language in variety of contexts.

Activity 06

Read and match the situations with the correct expressions. The first one is done for you.

What are the expressions used to.....?

<ul style="list-style-type: none">• apologize• congratulate someone on their success• decline request• ask something from someone• thank someone• encourage someone• wish someone on their birthday• cheer an athlete• invite someone	<ul style="list-style-type: none">• I'm sorry. I can't.• I am very sorry for what happened.• You are invited to have dinner with me tonight.• Many happy returns of the day!• Good luck! You can do it.• Thank you very much for your help• Can I borrow your book?• Congratulations! Proud of you.• Come on... Run faster
---	--

UNIT - 03

Competency Level: 4.5 - Form the plurals of nouns.

Activity 01

Select and write the words in the correct column. Write the singular / plural forms where necessary.

leaves, church, feet, pen, leaf, stone, boys, mice, teacher, schools, engineers, children, bus, architect, bottles, geese, tooth, foot, wolves, box, photos, woman, child, countries, goose, mouse, teeth, knives, stone, women, wolf.

Singular	Plural
bus	countries

-

Competency Level: 4.5 Form the plurals of nouns.

Activity 02

Find and circle the plural form of the given nouns.

engineer, child, leaf, goose, tooth, woman, foot, lamb, fork, wife, mouse, doctor, wolf,
house, dog, ring, doll, book.

a	z	r	y	t	e	e	t	h	x
d	o	g	s	w	u	y	k	g	v
q	r	t	c	m	x	q	c	e	d
l	i	n	h	z	v	f	x	e	q
e	n	g	i	n	e	e	r	s	h
a	g	y	l	m	x	e	t	e	o
v	s	e	d	z	q	t	z	h	u
e	f	o	r	k	s	q	d	c	s
s	x	n	e	b	o	o	k	s	e
z	u	f	n	t	v	d	x	t	s
w	n	m	e	x	w	o	m	e	n
d	r	f	i	z	i	c	r	b	z
i	o	w	t	c	v	t	j	t	u
e	b	l	e	k	e	o	v	f	l
z	y	d	l	c	s	r	j	o	w
l	a	m	b	s	d	s	c	u	r

-

Competency Level: 5.2 Extracts specific information from various types of simple texts.

Activity 03

A tourist from Switzerland wants to go to the Star Fort in Matara.

Tourist: Excuse me. Where is the Star Fort?

Navinu: It is in the Main Street.

Tourist: Can you let me know how to get there?

Navinu: Go along this road and turn right. It's the Main Street.

Tourist: Okay.

Navinu: There is a hospital on your left. Next to the hospital is the Star Fort. It is between the hospital and the temple. You can find it easily.

Tourist: Thank you for your kindness.

Navinu: You're welcome. Star Fort is one of the historical places in Matara. So, Enjoy your visit!


Read the role play. Write (T) for the true statements and write (F) for the incorrect statements.

- 1) There are two characters in the dialogue. ()
- 2) The location of the Star Fort is Matale. ()
- 3) The tourist wants to go to the hospital. ()
- 4) Navinu knows how to go to the Star Fort. ()
- 5) The Star Fort is a historical place. ()
- 6) The hospital is in the Main Street. ()
- 7) The Star Fort is between hospital and market. ()
- 8) The tourist is from Sudan. ()
- 9) Navinu is a good person. ()
- 10) Navinu wants to go to the Star Fort. ()

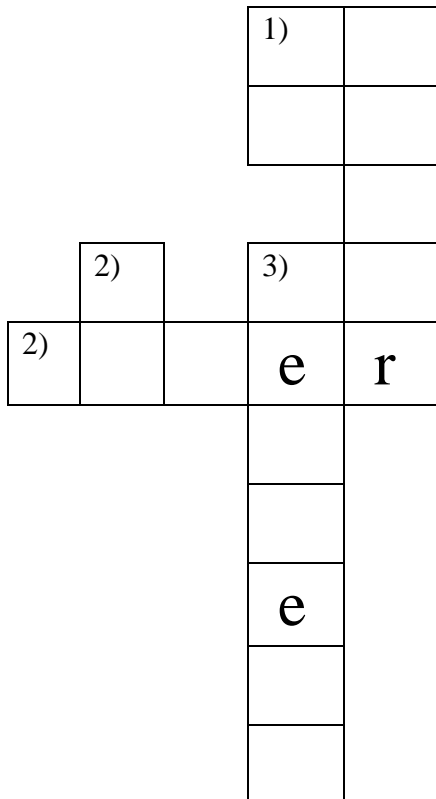
Competency Level: 6.7 Uses prepositions appropriately.

Activity 04

Look at the picture and complete the puzzle.



1)



ACROSS →

- 1) The apple is the table.
- 2) The cat is the table.

DOWN ↓

- 1) The teacher is the teacher's table.
- 2) The students are the classroom.
- 3) Kiara is Raphael and Omar.

—

Activity 05

Complete the following story for the given picture. Use prepositions where necessary.




It is a warm, sunny day. The wind is blowing and the birds are singing on the trees.

[illegible]


Competency Level: 7.2 Describe pictures.

Activity 06

Look at the pictures and fill in the blanks with **in, on, under, near** and **between**.



The ball is the two boxes.



The teddy bear is the table



The cat is the box.



The dog is the table.




The house is the tree.

Competency Level: 8.3 Describes people, animals and objects using simple sentence patterns.

Activity 07

Describe the following picture using prepositions.



Example: - 1. The newspaper is on the table / There is a newspaper on the table.


2. _____
3. _____
4. _____
5. _____
6. _____
7. _____
8. _____
9. _____
10. _____

Competency Level: 8.8 Describes the position of things.

Activity 08

Follow the given instructions and draw the pictures in the space provided.

- 1) Draw a table.
- 2) The cat is under the table.
- 3) The mouse is on the table.
- 4) There is a bowl on the table.
- 5) The mouse is near the bowl.
- 6) There is a piece of cake in the bowl.
- 7) The mouse is between the bowl and the vase.
- 8) There are flowers in the vase.
- 9) The ball is under the table. 10) The chair is near the table.



UNIT – 04

Competency Level: 5.2 - Extracts specific information from various types of simple texts.

Activity 01

Read the passage and write the answers.

I'm Lakindu. My class is grade 6 A. There are forty students in my class. It is a place where all students share same characteristics and attributes. My classroom is very attractive and spacious. It has three wide windows and a big whiteboard. The desks are blue in colour and there is a steel cupboard. The interior walls of my classroom are well decorated with colourful paintings. My classroom is very peaceful. In front of the whiteboard, teacher's table is placed for teacher. We live like a family. We keep our classroom neat and tidy. Two dustbins are placed in corners of class in which we throw wrappers and papers. All teachers are loving and kind. My class teacher is very friendly. She teaches us English and English Literature. All teachers are hardworking and talented.

- 1) Who describes the classroom? _____
- 2) How many children are there in the classroom? _____
- 3) Is it a spacious classroom? _____
- 4) List the objects in the classroom. _____

- 5) What words are used to describe the following nouns? e. g: - **big** whiteboard
 - windows - _____
 - cupboard - _____
 - table - _____
 - paintings - _____

Write (T) for correct statements and (F) for incorrect statements.

1. All teachers are hardworking and talented according to Lakindu ()
2. Lakindu's class teacher teaches English and Geography ()
3. His classroom isn't neat and tidy ()
4. There are three dustbins in his classroom ()
5. The desks are yellow in colour ()

Competency Level: 5.6 Extracts the general idea of a text.

Activity 02

Read the passage and complete the grid.



Matara is a busy town booming with commercial activities. It is a coastal town. The Nilwala River cuts through the city of Matara forming stunning views along its path. Matara city has many sites that stand as a testimony to the past of Sri Lanka. You must visit Matara at least ones in your life time to know Sri Lanka better. If you wish to visit Matara, include the following places to visit in Matara. The Star Fort, Dondra Head Lighthouse, The Weherahena Temple and The Dutch Reformed Church are some of them.

The Star Fort is constructed in the shape of a star. It was built by the Dutch to prevent attacks from external enemies. The Dondra Lighthouse is located at the Dondra Head on the Southern tip of the Sri Lankan island. It is the tallest lighthouse and the height is 160 feet. The Weherahena Temple is located on the eastern part of the town Matara. The temple contains an artificial cave which stands decorated with scenes from the life of Buddha. There is a gigantic Buddha statue towering over 25 meters in height. The Dutch Reformed Church is located within the Matara Fort in Matara and it is situated near the entrance to the Fort. It was built by the Dutch in 1706 and it is a smaller version of the church in Galle Fort. It is one of the oldest Protestant churches still in use in the country.

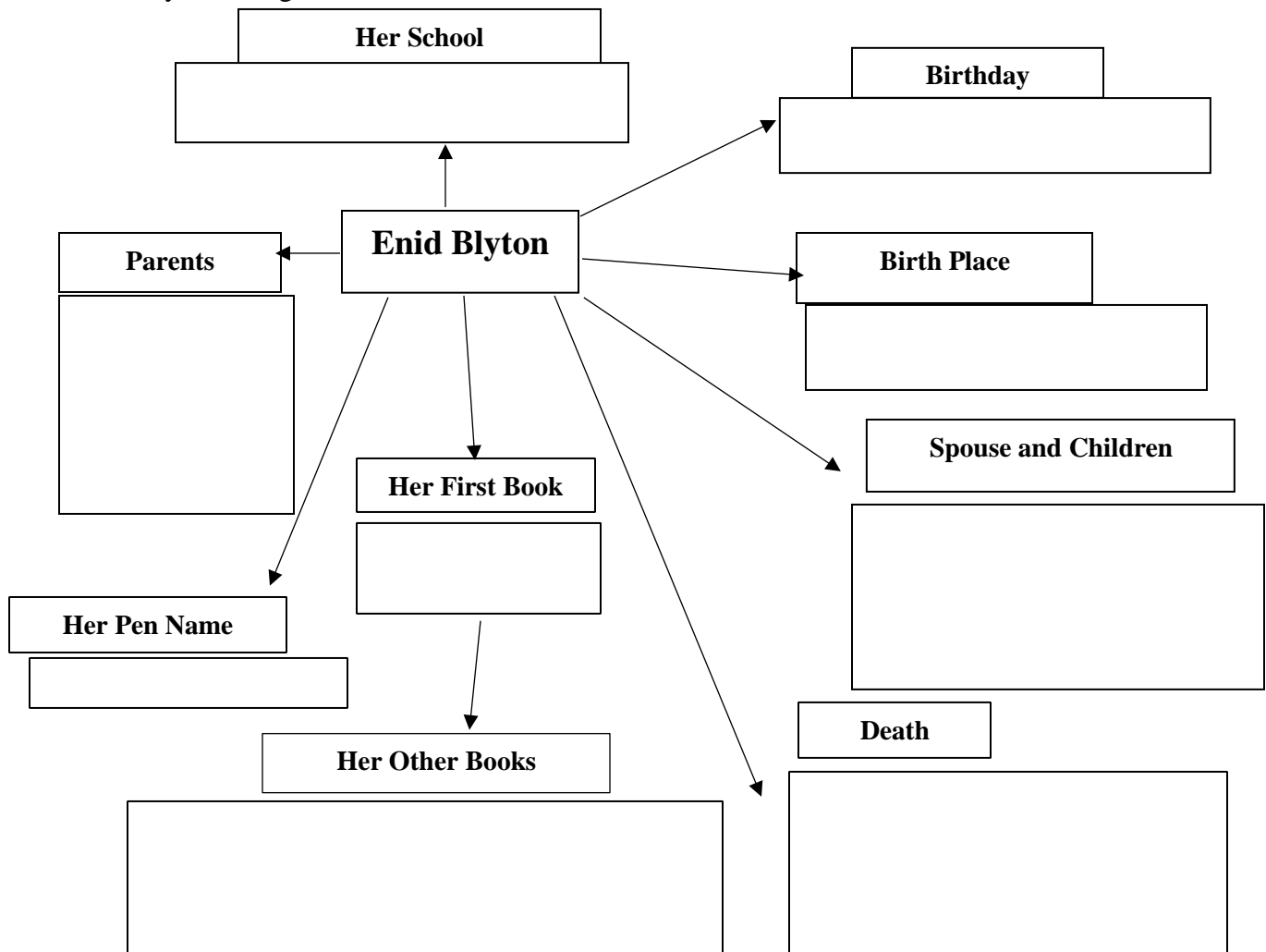
Place	Location	Who built it?	Important Factors
The Star Fort.			
	Weherahena/Eastern part of the town.		
			One of the oldest Protestant churches in the country.

Competency Level: 5.6 - Extracts the general idea of a text.

Activity 03

Read the passage and complete the mind map.

Enid Mary Blyton was an English Children's writer whose books have been among the world's best sellers since the 1930s. She was born on 11th August 1897 in East Dulwich, South London, United Kingdom. Her father's name was Thomas Carey Blyton and her mother was Theresa Mary. Enid Blyton was the oldest of the three children. Blyton attended St. Christopher's School in Beckenham, where she enjoyed physical activities and became school tennis champion and captain of lacrosse. Later, she married Hugh Alexander Pollock and gave birth to two girls, Gillian and Imogen. Blyton's books are still popular and have been translated into 90 languages. She wrote on a wide range of topics including education, nature, fantasy and mystery. She wrote many books. Her first book was "Child Whispers". It was a collection of poems. Malory Towers, The Famous Five, The Secret Seven and Noddy are her other books. Blyton's pen name was Mary Pollock. She was a novelist, poet, teacher and a short story writer. She died at the Greenways Nursing Home, North London on 28th November 1968.



Competency level: 7.1 – Writes descriptions of people, animals, places and things. Activity 04

Compare picture A and B

A



B




Example – There is only one chair in picture A but there are two chairs in picture B.

1.
.....
.....
2.
.....
.....
3.
.....
.....
4.
.....
.....
5.
.....
.....
6.
.....
.....
7.
.....
.....
8.
.....
.....
9.
.....
.....
10.
.....
.....

Competency Level: 7.4 –Writes instructions.

Activity - 05

List the objects in this untidy bed room.



1.	2.
3.	4.
5.	6.
7.	8.
9.	10.

Write some instructions to make it tidy.

Example – Keep the socks inside the cupboard.

Keep the shoes in the shoe rack.

1.
2.
3.
4.
5.

Competency Level: 6.1 – Constructs simple sentences.

Activity – 06

Complete the given sentences using **This / That / These / Those**.

1. _____ is a book.



2. _____ is an apple.




3. _____ are flowers.



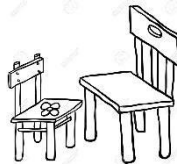
4. _____ is a boy.



5. _____ are trees.



6. _____ are chairs.




7. _____ is my bag.



8. _____ are girls.



9. _____ is a fan.



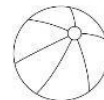

10. _____ are birds.



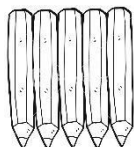
11. _____ are oranges.



12. _____ is a ball.



13. _____ are pencils.



Competency Level: 6.8 – Uses conjunctions.

Activity 07

Use the conjunction ‘and’ to join nouns and adjectives and sentences. The first one has been done for you.

1. Nethmi is playing with the doll.
Nethmi is playing with the blocks.

Nethmi is playing with the doll and the blocks.

2. Hasindu is tall.
He is fat.

3. I like green apples.
I like oranges.

4. There are tables in the classroom.
There are chairs in the classroom.

5. My brother likes Science.
He likes English.

6. My mother is very beautiful.
She is kind.

7. Sameera is reading a book.
He is listening to music.

Competency Level: 6.6 – Uses adjectives.

Activity 08

Choose the correct adjective from the given box and write.

dirty , tall , beautiful , slow , long , young ,
old , strong , fast , difficult , big , clean

1. She is a _____ girl.
2. It's a _____ tortoise.
3. He is an _____ man.
4. It's a _____ floor.
5. That's a _____ question.
6. He's a _____ boy.
7. That's a _____ flower.
8. Elephant is a _____ animal.
9. The lion has a _____ tail.
10. She has a _____ computer.
11. His room is _____ and neat.
12. Giraffe is a _____ animal.